



U.S. Foundation Funding: Latin America, 2010 to 2012



About the Data

This analysis is based on Foundation Center's research set, which includes all grants of \$10,000 or more reported by 1,000 of the largest U.S. foundations. The set accounts for approximately half of the total grant dollars awarded by the universe of independent, corporate, community, and grantmaking operating foundations in the United States. The data, therefore, do not include: grants by smaller foundations; gifts by corporate giving programs or public charities; grants, fellowships, or awards made directly to individuals; grants paid by private foundations to U.S. community foundations (to avoid double counting of dollars); and loans or program-related investments. This research set differs slightly from that used in the previous report *Foundation Funding for Hispanics/Latinos in the United States and for Latin America*, and therefore, we caution against drawing conclusions based on differences in funding between the two reports.

Acknowledgements

This brief was made possible with funding from the Seattle International Foundation. We'd also like to thank Gracia Goya, vice president of U.S. and transnational programs at Hispanics in Philanthropy, for feedback on earlier versions of this brief.

About Foundation Center

Established in 1956, Foundation Center is the leading source of information about philanthropy worldwide. Through data, analysis, and training, it connects people who want to change the world to the resources they need to succeed. Foundation Center maintains the most comprehensive database on U.S. and, increasingly, global grantmakers and their grants — a robust, accessible knowledge bank for the sector. It also operates research, education, and training programs designed to advance knowledge of philanthropy at every level. Thousands of people visit Foundation Center's website each day and are served in its five regional library/learning centers and its network of more than 470 funding information centers located in public libraries, community foundations, and educational institutions nationwide and around the world. For more information, please visit foundationcenter.org or call (212) 620-4230.

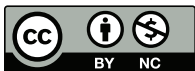
About Hispanics in Philanthropy

Hispanics in Philanthropy (HIP) is a transnational network of grantmakers committed to strengthening Latino communities across the Americas. The HIP network connects and convenes funders, nonprofits, researchers, and other leaders to identify emerging needs among Latinos as well as best practices for responsive and effective funding of social change. HIP trailblazes new philanthropic models by leading collaborative initiatives and has provided grants and training to help build the capacity of more than 600 organizations and leaders, including afterschool programs, Latino arts centers, immigrant rights advocates, LGBT Latino leaders, housing for Latino older adults, neighborhood health centers, grassroots community organizers, multiservice organizations in rural areas, and economic development in Latin America. Additionally, HIP recently launched the first bilingual, bicultural crowdfunding platform, HIPGive, hipgive.org/. For more information on HIP's programs, please visit hiponline.org. HIP is headquartered in Oakland, California, with offices in Florida, Mexico City, New York and North Carolina.

About Seattle International Foundation

The Seattle International Foundation (SIF) supports worldwide poverty alleviation efforts through grantmaking and other activities, with a strategic focus on Central America. Seattle International Foundation is working with corporations, foundations, governments and individuals to alleviate poverty in Central America. Founded in 2008, the organization has awarded over \$9 million to NGO partners working in Central America. The foundation also works with private sector leaders in the region to increase philanthropy and corporate social responsibility. For more information go to seaif.org.

For more information about this brief contact Grace Sato, research associate, at gms@foundationcenter.org.



Copyright © 2014 Foundation Center. This work is made available under the terms of the Creative Commons Attribution-NonCommercial 4.0 International License. creativecommons.org/licenses/by-nc/4.0

Download this brief at: foundationcenter.org/gainknowledge/research/pdf/latinamerica_20102012.pdf

U.S. Foundation Giving for Latin America, 2010 to 2012

This research brief provides a glimpse at funding by U.S. foundations for Latin America between 2010 and 2012, with a special focus on Central America.

The following analysis includes grants awarded directly to organizations in Latin America for work in the region or other parts of the world, as well as support to organizations in the U.S. and abroad with international programs targeting Latin America. This study is a follow-up to the data presented in the 2011 report *Foundation Funding for Hispanics/Latinos in the United States and for Latin America*.

Based on Foundation Center's research set, 319 foundations awarded 5,084 grants totaling \$1.7 billion to 1,978 organizations (find more information on the research set in "About the Data").

Top Funders

The top 10 funders provided more than three-quarters (77 percent, or \$1.3 billion) of grant dollars for Latin America (Table 1). Among the top funders were the Walton Family Foundation (\$332.4 million) and the Bill & Melinda Gates Foundation (\$222.6 million).

The largest grant awarded during this time was \$209.2 million for endowment support by the Arkansas-based Walton Family Foundation to the Walton Family Charitable Support Foundation for its international scholarship program. This program funds scholarships for students from Central America and Mexico to attend universities in Arkansas.

Between 2010 and 2012, 319 U.S. foundations made grants totaling \$1.7 billion for Latin America. These grants were awarded to recipients located in Latin America, as well as to organizations in the U.S. and abroad with international programs targeting the region. This total reflects 9.8 percent of all international grant dollars awarded by U.S. foundations. Grants awarded directly to organizations in Latin America (for work in Latin America or elsewhere) totaled \$456.8 million, representing 6.7 percent of all cross-border (overseas) giving by U.S. foundations.

TABLE 1. Top 10 Foundations by Giving for Latin America, 2010 to 2012

Foundation	State	Amount	No. of Grants
1. Walton Family Foundation	AR	\$332,445,918	41
2. Bill & Melinda Gates Foundation	WA	222,579,718	100
3. David and Lucile Packard Foundation	CA	200,305,085	120
4. William and Flora Hewlett Foundation	CA	134,901,300	86
5. Ford Foundation	NY	132,570,690	712
6. Gordon and Betty Moore Foundation	CA	117,963,090	143
7. Howard G. Buffett Foundation	IL	47,865,027	25
8. Susan Thompson Buffett Foundation	NE	44,322,492	25
9. John D. and Catherine T. MacArthur Foundation	IL	42,854,650	149
10. Open Society Foundations	NY	35,177,961	272

Source: Foundation Center, 2014. Based on all grants of \$10,000 or more awarded by a sample of 1,000 larger foundations.

TABLE 2. Top 10 Foundations by Share of Giving for Latin America, 2010 to 2012

Foundation	State	Amount	No. of Grants	% of All Giving
1. Conservation Land Trust	CA	\$8,057,200	3	100.0
2. Tinker Foundation	NY	6,432,000	53	85.4
3. Gilead Foundation	CA	2,050,000	3	34.5
4. Howard G. Buffett Foundation	IL	47,865,027	25	30.8
5. Overbrook Foundation	NY	3,841,400	85	28.8
6. David and Lucile Packard Foundation	CA	200,305,085	120	27.7
7. Nicholas J. and Anna K. Bouras Foundation	NJ	5,148,751	4	26.6
8. Blue Moon Fund	VA	8,197,500	61	25.0
9. Weberg Trust	IL	3,600,000	3	21.6
10. William and Flora Hewlett Foundation	CA	134,901,300	86	19.2

Source: Foundation Center, 2014. Based on all grants of \$10,000 or more awarded by a sample of 1,000 larger foundations.

TABLE 3. Top 10 Recipients of Foundation Giving for Latin America, 2010 to 2012

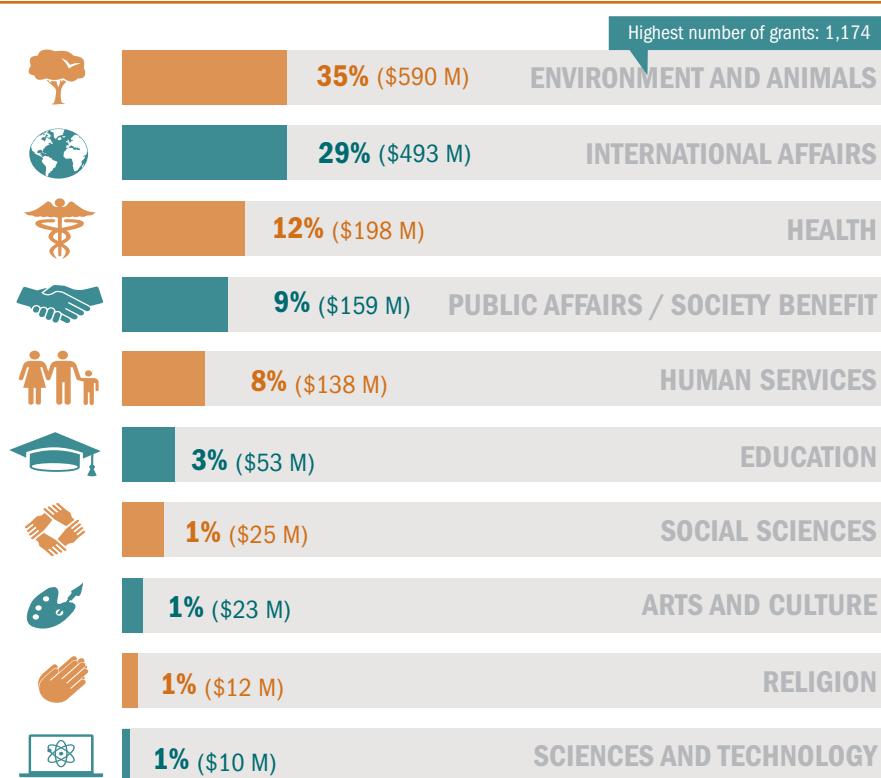
Recipient	Location	Amount	No. of Grants
1. Walton Family Charitable Support Foundation	AR	\$318,904,500	2
2. ClimateWorks Foundation	CA	289,007,793	14
3. International Maize and Wheat Improvement Center	Mexico	49,242,038	8
4. Catholic Relief Services	MD	36,250,898	13
5. International Bank for Reconstruction and Development	DC	20,566,855	5
6. Medicines for Malaria Venture	Switzerland	18,328,358	2
7. ESAR	Colombia	17,245,556	4
8. Resources Legacy Fund	CA	15,300,000	6
9. Foundation for the National Institutes of Health	MD	14,657,097	2
10. Nature Conservancy	VA	14,257,940	20

Source: Foundation Center, 2014. Based on all grants of \$10,000 or more awarded by a sample of 1,000 larger foundations.

Nine foundations in the 2010 to 2012 research set awarded at least 20 percent of their total grant dollars for Latin America (Table 2). The California-based Conservation Land Trust dedicated all of its grantmaking to land preservation in Chile. The New York-based Tinker Foundation contributed 85 percent of its grant dollars for Latin America. The foundation's largest award was a \$1 million grant to Pro Mujer, a New York-based development organization dedicated to women in Latin America.

Top Recipients

Table 3 presents the top recipients of foundation funding for Latin America from 2010 to 2012, led by the Walton Family Charitable Support Foundation, which received two grants totaling \$318.9 million. California-based ClimateWorks Foundation also received a sizable amount—\$289 million from 14 grants. ClimateWorks Foundation supports public policies that prevent dangerous climate change and focuses its efforts in geographic regions that have the greatest potential to reduce greenhouse gas emissions, including Latin America. These two recipients alone received more than a third of all grant dollars for Latin America.

TABLE 4. Foundation Giving for Latin America by Issue Area, 2010 to 2012

Source: Foundation Center, 2014. Based on all grants of \$10,000 or more awarded by a sample of 1,000 larger foundations. Due to rounding, figures may not add up to 100 percent.

Funding by Issue Area

Foundations in the research set directed the largest shares of their grant dollars for the environment (35 percent), international affairs (29 percent), and health (12 percent) (Table 4). Funding for international affairs includes grants like the \$300,000 award from the John D. and Catherine T. MacArthur Foundation to the Autonomous Technological Institute of Mexico (ITAM) for a regional dialogue on transmigration from Central America to Mexico and the United States.

The environment and international affairs also received the largest shares of grants (23 percent and 20 percent, respectively), followed by public affairs/society benefit (17 percent). An example of a public affairs/society benefit grant is the \$869,465 award from the NIKE Foundation to Instituto Companheiros das Americas in Brazil to develop a sport-based economic empowerment model for girls in Brazil.

By comparison, the top three issue areas of funding overall by U.S. foundations from 2010 to 2012 were health, education, and human services.¹

Cross-Border Giving

Twenty-seven percent of all grant dollars (\$456.8 million) awarded for Latin America went directly to 988 organizations in Latin American countries (Table 5). Mexico captured the largest share of these grant dollars (38 percent). Recipients in Mexico received 657 grants totaling \$172.1 million over the three-year period. The largest grant to an organization in Mexico was a \$33.1 million award from the Bill & Melinda Gates Foundation to the Mexico City-based International Maize and Wheat Improvement Center to develop drought-tolerant maize varieties for small farmers in sub-Saharan Africa. Organizations in Brazil also captured a significant share of funding, receiving 458 grants totaling \$123.8 million.

Grants to Latin American recipients may not necessarily be intended to benefit the region exclusively. There were 19 grants totaling \$63.6 million that went to Latin American organizations with an explicit benefit for other regions, primarily Africa.

TABLE 5. Foundation Giving to Latin American Recipients by Country (Cross-Border), 2010 to 2012

Country	Amount	No. of Grants	No. of Recipients
Mexico	\$172,115,390	657	305
Brazil	123,813,030	458	242
Colombia	49,838,732	143	73
Peru	41,503,380	155	73
Chile	18,826,882	124	69
Argentina	15,238,934	153	69
El Salvador	6,444,770	30	13
Ecuador	4,821,651	41	23
Panama	3,796,959	9	7
Bolivia	3,303,365	21	13
Costa Rica	3,211,975	37	20
Guatemala	2,651,194	36	20
Uruguay	1,990,000	17	7
Nicaragua	1,954,000	23	10
Paraguay	1,947,710	24	6
Dominican Republic	1,911,300	16	12
Honduras	1,849,000	23	12
Guyana	563,964	1	1
Belize	489,104	3	3
Suriname	438,439	8	7
Venezuela	96,000	3	3
Total	\$456,805,779	1,982	988

Source: Foundation Center, 2014. Based on all grants of \$10,000 or more awarded by a sample of 1,000 larger foundations.

85 organizations in Central America received **161** grants totaling **\$20.4** million. This accounted for **4.5%** of all funding to recipients in Latin America.

¹Source: Foundation Center Data, 2014.

TABLE 6. Foundation Giving Benefiting Latin American Countries Awarded to Recipients Located Outside of Latin America, 2010 to 2012

Country	Amount	No. of Grants	No. of Recipients
Mexico ¹	\$ 441,282,210	711	330
Brazil	81,836,588	255	132
Peru	54,937,456	182	87
Colombia	51,024,158	138	72
Ecuador	37,355,946	159	60
Bolivia	29,547,924	60	33
Costa Rica	22,489,933	145	26
Chile	22,048,598	68	44
Guatemala	17,811,693	165	83
Argentina	12,599,044	49	22
El Salvador	11,944,433	63	37
Venezuela	11,156,317	41	23
Honduras	9,962,544	82	43
Dominican Republic	8,870,765	44	25
Cuba	7,130,172	101	54
Nicaragua	5,690,572	72	38
Suriname	4,055,412	20	5
Belize	3,957,263	21	16
Panama	3,611,438	32	15
Paraguay	1,804,000	24	13
Guyana	900,274	6	6
Uruguay	150,000	11	5
Total²	\$1,244,032,271	3,102	990

Source: Foundation Center, 2014. Based on all grants of \$10,000 or more awarded by a sample of 1,000 larger foundations.

¹Includes two large grants by the Walton Family Foundation to the Walton Family Charitable Support Foundation totaling \$318.9 million.

²Represents the unique total of dollars, grants, and recipients. Grants occasionally benefit more than one country and are therefore counted more than once in country totals. Unique total includes grants that may benefit regions (e.g., Latin America or Central America) rather than specific countries.

The vast majority of grant dollars distributed to organizations outside of Latin America were given to recipients in the United States. **904** nonprofit organizations in the U.S. received **93** percent of this funding (**\$1.16** billion from **2,976** grants).

Funding to Recipients Outside of Latin America

The majority (73 percent) of funding for Latin America was awarded to international programs located outside of Latin America, totaling \$1.2 billion. These grants supported programs that benefit specific countries and regions, as well as global programs. Table 6 shows the breakdown of grants awarded for beneficiary countries in Latin America.

Funding for Mexico accounted for a significant share, largely due to two sizable endowment grants by the Walton Family Foundation to the Walton Family Charitable Support Foundation, mentioned above. Since these grants supported both Mexico and Central America, the Central American region also captured a large portion of grant dollars.

Funding for Central America

Between 2010 and 2012, 138 foundations awarded 909 grants for Central America totaling \$488.4 million (Figure 1). These grants were awarded to organizations in Central America for work in the region or other parts of the world, as well as to recipients located outside of Central America with international programs targeting Central America. Of these grant dollars, 4 percent (\$20.4 million) went directly to 85 organizations located in Central America.

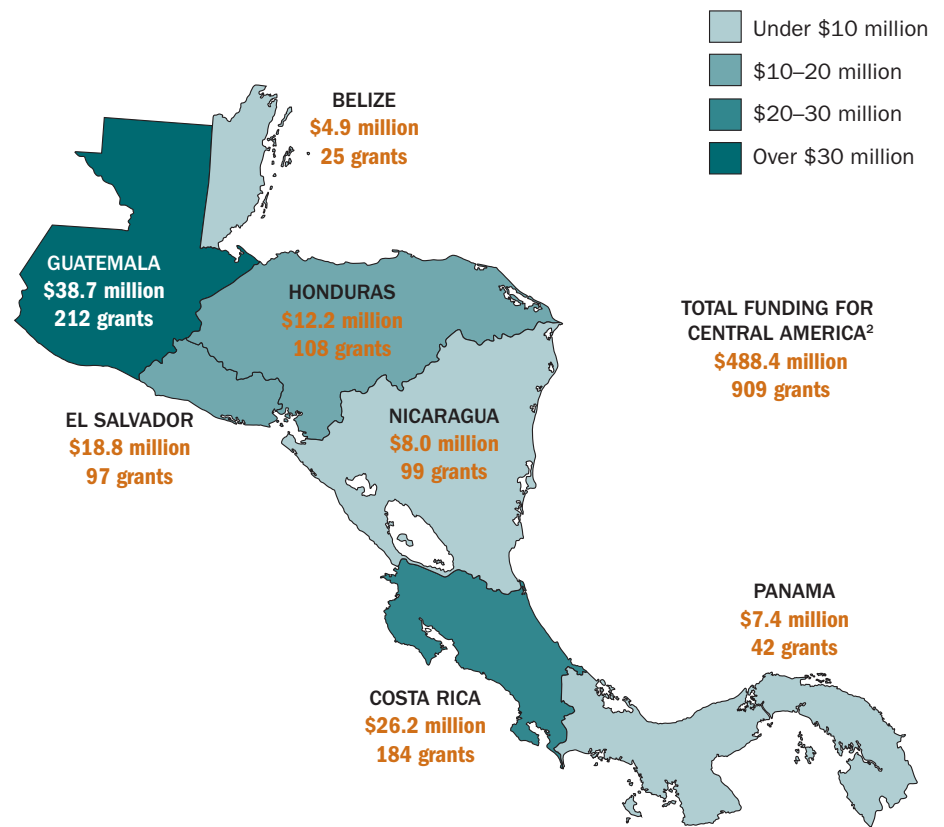
Among Central American countries, Guatemala was the beneficiary of the most grant dollars (\$38.7 million)—although only \$2.7 million went directly to organizations in Guatemala. The largest grant was a \$4 million award from the Howard G. Buffett Foundation to the World Food Programme based in Italy for Purchase for Progress (P4P) in Guatemala and

El Salvador. P4P in Guatemala focuses on strengthening farmers' organizations through technical assistance and capacity development.

The Walton Family Foundation was the top funder for the region (\$320.5 million), while the Ford Foundation distributed the highest number of grants (133 grants) (Table 7). The two largest grants from the Ford Foundation for the region were awarded to Fundación Capital in Panama, totaling \$3.1 million to help Latin America's poor access the tools they need to improve livelihoods, manage risk, and build assets.

Table 8 highlights the top recipients of grants for Central America. Among these, Catholic Relief Services received nine grants from the Howard G. Buffett Foundation for various projects throughout Central America, including the Global Water Initiative and the Agriculture for Basic Needs Project.

FIGURE 1. Foundation Funding for Central America, 2010 to 2012¹



Source: Foundation Center, 2014. Based on all grants of \$10,000 or more awarded by a sample of 1,000 larger foundations.
¹Includes grants awarded to organizations in Central America for work in the region or other parts of the world, as well as to recipients located outside of Central America with international programs targeting Central America.
²Represents the unique total of dollars and grants. Grants occasionally benefit more than one country and are therefore counted more than once in country totals. Unique total includes grants that may benefit the entire Central American region rather than specific countries.

TABLE 7. Top 10 Foundations by Giving for Central America, 2010 to 2012¹


Foundation	State	Amount	No. of Grants
1. Walton Family Foundation	AR	\$320,547,500	7
2. Howard G. Buffett Foundation	IL	34,174,523	15
3. Ford Foundation	NY	22,401,100	133
4. Bill & Melinda Gates Foundation	WA	19,846,155	12
5. Susan Thompson Buffett Foundation	NE	17,245,556	4
6. Open Society Foundations	NY	7,943,523	49
7. Gordon and Betty Moore Foundation	CA	6,221,465	7
8. Cummins Foundation	IN	3,742,000	10
9. Oak Foundation U.S.A.	ME	3,627,925	6
10. Seattle International Foundation	WA	3,438,635	78

Source: Foundation Center, 2014. Based on all grants of \$10,000 or more awarded by a sample of 1,000 larger foundations.
¹Some grants for Central America may also benefit other countries or regions outside of Central America.

TABLE 8. Top 10 Recipients of Foundation Giving for Central America, 2010 to 2012¹

Recipient	Location	Amount	No. of Grants
1. Walton Family Charitable Support Foundation	AR	\$318,904,500	2
2. Catholic Relief Services	MD	22,639,254	9
3. ESAR	Colombia	17,245,556	4
4. International Bank for Reconstruction and Development	DC	10,566,855	1
5. World Food Programme	Italy	10,533,048	4
6. EARTH University Foundation	GA	6,489,284	33
7. Nature Conservancy	VA	6,421,502	5
8. Water.org	MO	4,712,337	16
9. Fundación Capital	Panama	3,106,000	2
10. Agros International	WA	2,949,293	13

Source: Foundation Center, 2014. Based on all grants of \$10,000 or more awarded by a sample of 1,000 larger foundations.
¹Some grants for Central America may also benefit other countries or regions outside of Central America.



FOUNDATION
CENTER

79 Fifth Avenue ♦ New York, NY 10003 ♦ (800) 424-9836 ♦ foundationcenter.org