



U.S. Foundation Funding: Latin & Central America, 2013



About the Data

This analysis is based on Foundation Center's research set, which includes all grants of \$10,000 or more reported by 1,000 of the largest U.S. foundations. The set accounts for approximately half of the total grant dollars awarded by the universe of independent, corporate, community, and grantmaking operating foundations in the United States. The data, therefore, do not include: grants by smaller foundations; gifts by corporate giving programs or public charities; grants, fellowships, or awards made directly to individuals; grants paid by private foundations to U.S. community foundations (to avoid double counting of dollars); and loans or program-related investments.

About Foundation Center

Established in 1956, Foundation Center is the leading source of information about philanthropy worldwide. Through data, analysis, and training, it connects people who want to change the world to the resources they need to succeed. Foundation Center maintains the most comprehensive database on U.S. and, increasingly, global grantmakers and their grants — a robust, accessible knowledge bank for the sector. It also operates research, education, and training programs designed to advance knowledge of philanthropy at every level. Thousands of people visit Foundation Center's website each day and are served in its five regional library/learning centers and its network of more than 450 funding information centers located in public libraries, community foundations, and educational institutions nationwide and around the world. For more information, please visit foundationcenter.org or call (212) 620-4230.

About Seattle International Foundation

Seattle International Foundation (SIF) supports worldwide poverty alleviation efforts through grantmaking and other activities, with a strategic focus on Central America. SIF works with corporations, foundations, governments, and individuals to alleviate poverty and address inequality in Central America. Since 2008, SIF has provided \$9.8 million in grants to over 70 organizations working in Central America and Mexico. The Foundation also works with other donors working in the region to increase philanthropy, promote collaboration and coordination, and partner with private sector leaders interested in strategic corporate social responsibility. For more information, visit seaif.org.

For more information about this brief, contact Grace Sato, research associate, at gms@foundationcenter.org.



© 2015 Foundation Center. This work is made available under the terms of the Creative Commons Attribution-NonCommercial 4.0 International License. creativecommons.org/licenses/by-nc/4.0

Download this brief at: foundationcenter.org/gainknowledge/research/pdf/latinamerica_2013.pdf



U.S. Foundation Giving for Latin America, 2013

This research brief analyzes grantmaking in 2013 for Latin America by the 1,000 largest U.S. foundations, as a follow-up to last year's *U.S. Foundation Funding: Latin America, 2010 to 2012*. The report highlights U.S. grantmaking in Central America, a focus area for Seattle International Foundation.

In 2013, 242 foundations awarded 1,846 grants totaling \$605.5 million for Latin America. These grants were allocated to 1,120 organizations, some of which are located in Latin America and others of which are based in the U.S. or other parts of the world with programs that target Latin America.

Top Funders for Latin America

The top 10 funders provided more than three-quarters of grant dollars (77 percent, or \$467.3 million) for Latin America (Table 1). The top funder was the Bill & Melinda Gates Foundation (\$291.7 million). The Ford Foundation and Gordon and Betty Moore Foundation also made sizable contributions (\$54.0 million and \$33.8 million, respectively).

By far, the largest grant awarded was \$160.4 million by the Bill & Melinda Gates Foundation to the Switzerland-based Medicines for Malaria Venture for its efforts to discover, develop, and facilitate access to new antimalarial medicines. The grant's geographic focus was global—including South America, Asia, and Africa—and information was not provided to determine the specific grant amount allocated for South America.

Six foundations in the research set awarded at least 20 percent of their total grantmaking for Latin America (Table 2). The Washington, DC-based Summit Foundation contributed two-thirds of its grant dollars for Latin America. The foundation has a specific focus on conserving the Mesoamerican Reef, empowering girls, and promoting sustainable cities.

TABLE 1. Top 21 Foundations by Giving for Latin America, 2013

Foundation	State	Amount	No. of Grants
1. Bill & Melinda Gates Foundation	WA	\$291,662,439	57
2. Ford Foundation	NY	53,975,280	261
3. Gordon and Betty Moore Foundation	CA	33,817,201	29
4. Susan Thompson Buffett Foundation	NE	19,410,369	9
5. Open Society Foundations	NY	14,494,255	107
6. W.K. Kellogg Foundation	MI	14,307,398	72
7. Coca-Cola Foundation	GA	11,312,562	51
8. Howard G. Buffett Foundation	IL	10,192,058	5
9. William and Flora Hewlett Foundation	CA	9,735,300	32
10. Rockefeller Foundation	NY	8,355,450	14
11. David and Lucile Packard Foundation	CA	8,257,230	45
12. John D. and Catherine T. MacArthur Foundation	IL	7,062,474	25
13. Bloomberg Philanthropies	NY	6,928,000	3
14. Walton Family Foundation	AR	4,433,660	14
15. Marisla Foundation	CA	4,395,000	9
16. Summit Foundation	DC	4,299,341	40
17. Leona M. and Harry B. Helmsley Charitable Trust	NY	4,107,631	20
18. Blue Moon Fund	VA	3,938,750	19
19. Caterpillar Foundation	IL	3,841,367	10
20. Citi Foundation	NY	3,235,000	49
21. Omidyar Network Fund	CA	3,190,000	12

Source: Foundation Center, 2015. Based on all grants of \$10,000 or more awarded by a sample of 1,000 larger foundations.

TABLE 2. Top 21 Foundations by Share of Giving for Latin America, 2013

Foundation	State	Amount	No. of Grants	% of All Giving
1. Summit Foundation	DC	\$4,299,341	40	67.0
2. Conservation Land Trust	CA	2,139,000	2	50.0
3. Tinker Foundation	NY	1,716,000	24	35.7
4. Blue Moon Fund	VA	3,938,750	19	21.5
5. Overbrook Foundation	NY	950,000	23	20.7
6. Weberg Trust	IL	1,200,000	1	20.1
7. Lemelson Foundation	OR	2,215,579	2	17.5
8. Cummins Foundation	IN	1,188,683	7	14.5
9. Peter Hawkins Dobberpuhl Foundation	TN	684,027	1	14.1
10. Christensen Fund	CA	1,809,484	21	12.8
11. Skoll Foundation	CA	3,127,986	10	12.1
12. Marisla Foundation	CA	4,395,000	9	11.6
13. Levi Strauss Foundation	CA	663,000	11	11.4
14. Howard G. Buffett Foundation	IL	10,192,058	5	11.2
15. Coca-Cola Foundation	GA	11,312,562	51	11.1
16. Alphawood Foundation	IL	1,382,969	13	10.9
17. Gordon and Betty Moore Foundation	CA	33,817,201	29	10.8
18. J. Paul Getty Trust	CA	757,600	7	10.2
19. Koch Foundation	FL	540,603	33	9.4
20. Ford Foundation	NY	53,975,280	261	9.4
21. Monsanto Fund	MO	1,364,709	25	9.1

Source: Foundation Center, 2015. Based on all grants of \$10,000 or more awarded by a sample of 1,000 larger foundations.

TABLE 3. Top 20 Recipients of Foundation Giving for Latin America, 2013

Recipient	Location	Amount	No. of Grants
1. Medicines for Malaria Venture	Switzerland	\$164,989,240	2
2. Task Force for Global Health	GA	43,618,872	1
3. World Wildlife Fund	DC	16,560,389	10
4. Futures Institute	CT	13,012,364	1
5. Education Foundation for Reproductive Health (ESAR)	Colombia	10,070,902	1
6. International Vaccine Institute	South Korea	9,742,427	1
7. Catholic Relief Services	MD	8,808,547	6
8. Empresa Brasileira de Pesquisa Agropecuaria	Brazil	6,957,203	1
9. El Poder del Consumidor	Mexico	5,838,000	2
10. Planned Parenthood Federation, International	NY	5,729,823	6
11. AVINA Americas	DC	5,506,595	8
12. Resource Foundation	NY	5,413,638	96
13. International Maize and Wheat Improvement Center	Mexico	5,159,550	3
14. Resources Legacy Fund	CA	5,100,000	2
15. Fundación Capital	Panama	5,099,550	4
16. Nature Conservancy	VA	5,021,262	9
17. International Development Research Centre of Canada	Canada	5,000,000	1
18. Development Initiatives Poverty Research	England	4,074,885	1
19. Conservación Patagónica	CA	3,573,793	5
20. University of Georgia Research Foundation	GA	3,478,375	1

Source: Foundation Center, 2015. Based on all grants of \$10,000 or more awarded by a sample of 1,000 larger foundations.

TABLE 4. Foundation Giving for Latin America by Issue Area, 2013

Subject	Amount	%	No. of Grants
Health	\$299,004,960	49.4	207
Environment and Animals	91,649,032	15.1	380
Human Rights	45,553,620	7.5	235
Agriculture, Fishing, and Forestry	34,621,774	5.7	64
International Relations	33,832,490	5.6	260
Community and Economic Development	30,136,795	5.0	136
Education	13,036,155	2.2	116
Information and Communications	11,180,125	1.8	27
Social Sciences	10,416,518	1.7	61
Public Affairs	8,205,271	1.4	39
Human Services	6,280,517	1.0	100
Public Safety	5,589,164	0.9	43
Religion	5,074,162	0.8	48
Philanthropy and Nonprofit Management	4,936,494	0.8	48
Arts and Culture	3,806,450	0.6	43
Science and Engineering	1,044,039	0.2	16
Sports and Recreation	578,600	0.1	7
Other/Unknown	541,134	0.1	16

Source: Foundation Center, 2015. Based on all grants of \$10,000 or more awarded by a sample of 1,000 larger foundations.

Top Recipients for Latin America

The top recipients of foundation funding for Latin America were Medicines for Malaria Venture (\$165.0 million), Task Force for Global Health (\$43.6 million), and World Wildlife Fund (\$16.6 million) (Table 3). The World Wildlife Fund received 10 grants from funders for a variety of projects, including protection of the Brazilian Amazon biome, conservation in the Galapagos Islands, and reduction of indigenous communities' vulnerability to drought in Mexico.

Funding by Issue Area in Latin America

Foundations in the research set directed the largest shares of their grant dollars for health (49 percent), followed by the environment and animals (15 percent) and human rights (8 percent) (Table 4). The large proportion of funding for health was due to grantmaking by the Bill & Melinda Gates Foundation, for whom global health is a major priority.

Grants for human rights include protection of individual liberties, social rights, and justice rights and due process, as well as antidiscrimination. For example, the Ford Foundation awarded a \$500,000 grant to the Federal University of Rio de Janeiro to assess pro-poor human rights urban policies and programs in three Brazilian cities, as well as to plan alternative scenarios in the context of major sporting events in Rio de Janeiro.

Funding for international relations includes grants for democracy and civil society development, international peace and security, goodwill promotion, and multilateral cooperation. In 2013, the Rockefeller Foundation gave a \$1 million grant to the Bill, Hillary & Chelsea Clinton Foundation toward the Annual 2013 and Latin America Global Initiative Conferences.

Cross-Border Giving

Twenty-eight percent of all grant dollars (\$171.5 million) awarded for Latin America went *directly* to 573 organizations in Latin American countries (Table 5). Mexico captured the largest share of these grant dollars (33 percent). Recipients

in Mexico received 262 grants totaling \$56.6 million in 2013. The largest grant to an organization in Mexico was a \$5.5 million award from Bloomberg Philanthropies to the Mexico City-based El Poder del Consumidor (Consumer Power) to combat obesity in Mexico. Organizations in Brazil also captured a significant share of funding, receiving 154 grants totaling \$44.1 million.

Funding to Recipients Outside of Latin America

The majority (72 percent) of funding for Latin America, totaling \$434.0 million, was awarded to international organizations located outside the region. These grants supported programs that benefit specific Latin American countries, as well as global initiatives. Table 6 presents the breakdown of grants awarded to non-Latin American recipients for beneficiary countries. Of these grants, funding for Mexico accounted for \$39.9 million, and grant dollars for Brazil totaled \$32.5 million.

Grants are often awarded to organizations that benefit entire regions, rather than specific countries. For example, grants totaling \$267.2 million were awarded to non-Latin American recipients for projects in South America. The Marisla Foundation gave a \$50,000 grant to the California-based Nature and Culture International for marine and coastal conservation in South America. Of total grantmaking to non-Latin American recipients, \$43.7 million was allocated for Latin America as a whole and \$12.9 million for the sub-region of Central America.

Funding for Central America

In 2013, 104 foundations awarded 367 grants for Central America totaling \$68.0 million. These grants were awarded to organizations located in Central America, as well as to recipients based outside of Central America with international programs targeting the region.

Guatemala was the beneficiary of the most grant dollars (\$19.2 million) among Central American countries (Figure 1). Funding for El Salvador totaled \$13.1 million, and \$9.2 million was directed to Panama. Some grants were distributed for Central America as a region,

TABLE 5. Foundation Giving to Latin American Recipients by Country (Cross-Border), 2013

Country	Amount	No. of Grants	No. of Recipients
Mexico	\$56,586,823	262	185
Brazil	44,110,890	154	129
Colombia	21,568,761	78	56
Peru	12,745,751	57	40
Chile	12,193,911	43	35
Panama	6,814,382	11	7
Argentina	6,262,263	61	41
Ecuador	2,737,226	16	13
El Salvador	2,154,760	10	8
Guatemala	1,900,990	23	16
Costa Rica	758,602	14	13
Nicaragua	750,000	8	5
Uruguay	745,000	7	6
Bolivia	710,305	8	6
Honduras	453,774	3	2
Paraguay	352,344	7	5
Dominican Republic	290,135	1	1
Belize	180,000	2	1
Venezuela	140,600	2	2
Suriname	58,000	1	1
Cuba	12,474	1	1
Total	\$171,526,991	769	573

Source: Foundation Center, 2015. Based on all grants of \$10,000 or more awarded by a sample of 1,000 larger foundations.

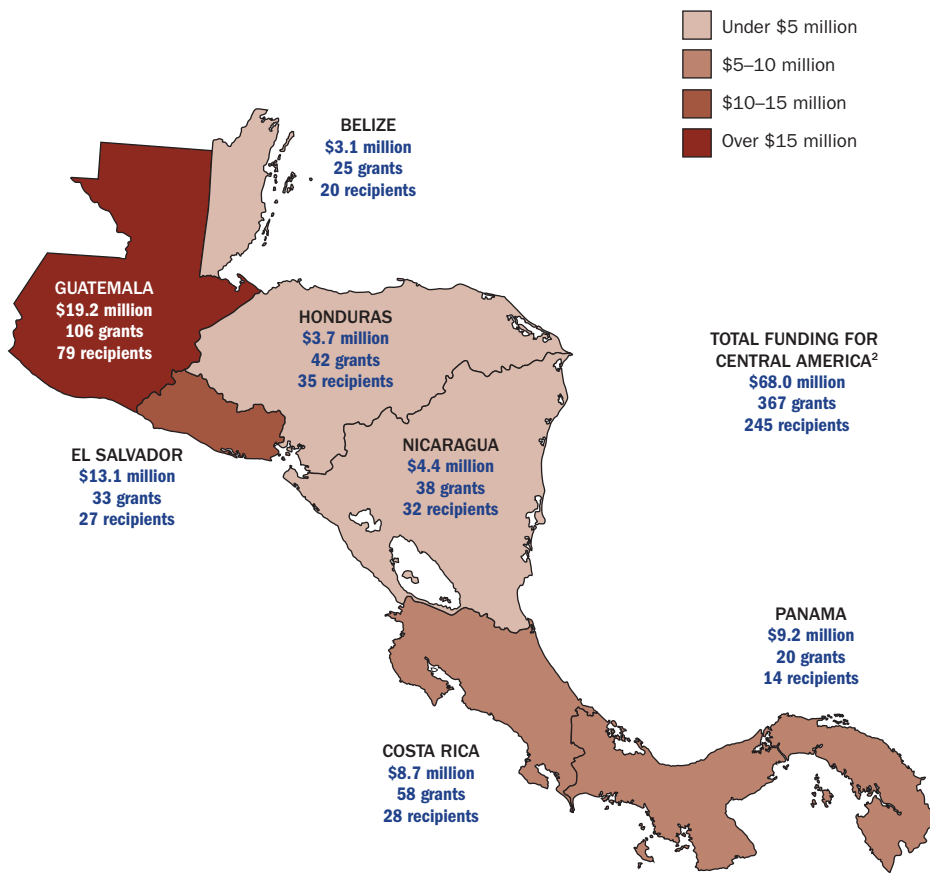
TABLE 6. Foundation Giving Benefiting Latin American Countries Awarded to Recipients Located Outside of Latin America, 2013

Country	Amount	No. of Grants	No. of Recipients
Mexico	\$39,901,504	255	173
Brazil	32,489,542	62	48
El Salvador	10,587,571	20	16
Peru	8,196,869	47	36
Costa Rica	7,882,856	43	14
Ecuador	6,890,169	50	20
Guatemala	6,824,953	78	58
Chile	6,718,113	25	23
Colombia	3,552,034	34	26
Nicaragua	3,255,866	27	24
Belize	2,841,745	20	17
Honduras	2,819,795	34	29
Cuba	2,554,642	32	26
Panama	2,135,000	8	6
Argentina	1,604,249	10	7
Bolivia	788,330	14	12
Venezuela	784,000	8	5
Dominican Republic	735,950	15	14
Uruguay	503,820	7	6
Suriname	183,000	4	2
Paraguay	167,000	3	3
Total¹	\$433,960,309	1,077	547

Source: Foundation Center, 2015. Based on all grants of \$10,000 or more awarded by a sample of 1,000 larger foundations.

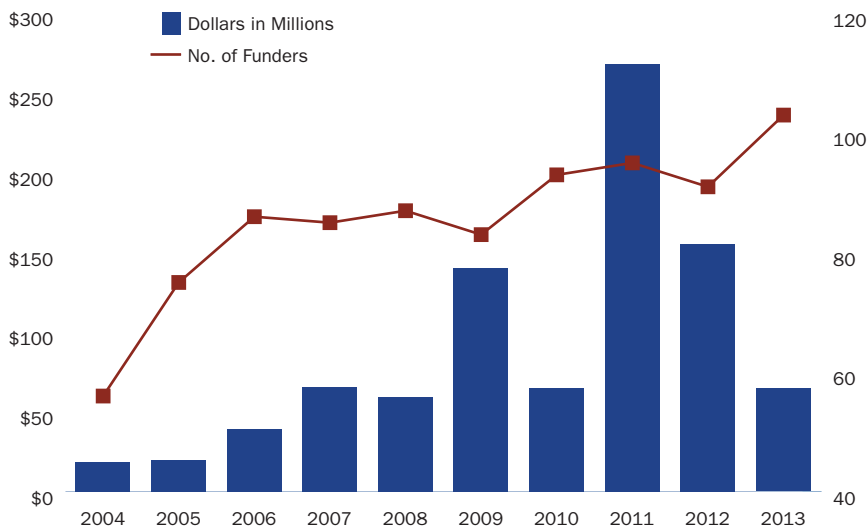
¹Represents the unique total of dollars, grants, and recipients. Grants occasionally benefit more than one country and are therefore counted more than once in country totals. Unique total includes grants that may benefit regions (e.g., Latin America or Central America) rather than specific countries.

FIGURE 1. Foundation Funding for Central America, 2013¹



Source: Foundation Center, 2015. Based on all grants of \$10,000 or more awarded by a sample of 1,000 larger foundations.
¹Includes grants awarded to organizations in Central America for work in the region or other parts of the world, as well as to recipients located outside of Central America with international programs targeting Central America.
²Represents the unique total of dollars, grants, and recipients. Grants occasionally benefit more than one country. Some grants also benefit the entire Central American region rather than specific countries. Therefore, adding the country totals together will not equal the total for Central America.

FIGURE 2. Funders for Central America: Funding Trends, 2004–2013



Source: Foundation Center, 2015. Based on all grants of \$10,000 or more awarded by a sample of 1,000 larger foundations.

rather than benefiting a specific country. The Ford Foundation made a \$1.3 million grant to the DC-based AVINA Americas to manage the Central America and Mexico Migration Alliance, a grantmaking collaborative promoting migrant rights and sustainable regional migration and development policies.

The Ford Foundation was the top funder for the region (\$12.4 million) and distributed the highest number of grants (57 grants) (Table 7). The top recipient of grants for Central America was the Colombia-based Education Foundation for Reproductive Health (ESAR), which aims to increase women’s access to reproductive health services in a number of Latin American countries, including Guatemala (Table 8).

Funders for Central America: Funding Trends for 2004–2013

Between 2004 and 2013, the number of foundations distributing grants for Central America steadily increased (Figure 2). In 2004, 56 foundations distributed grants for Central America; 10 years later, the number of funders increased to 104. The Ford Foundation was a consistent funder for Central America throughout this period. The foundation was the top grantmaker in 2004, 2005, and 2013. In other years, the foundation ranked among the top four.

The distribution of grant dollars during that period was more erratic. Overall, grant dollars had an upward trend, from \$18.4 million to \$68.0 million. There were dramatic spikes in funding in 2009, 2011, and 2012 due to one sizeable grant in each of the years. These grants were for endowment support by the Walton Family Foundation to the Walton Family Charitable Support Foundation for its international scholarship program, which provides scholarships for students from Central America and also Mexico to attend universities in Arkansas.

Recipients of Funding for Central America

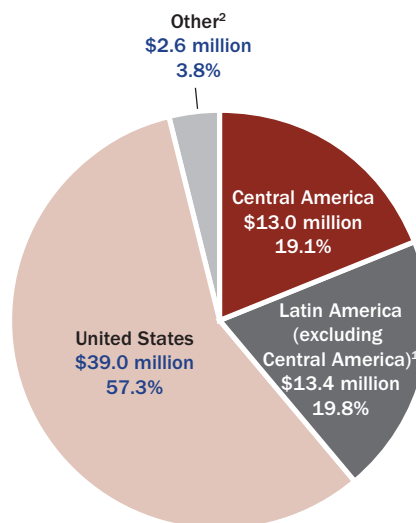
Of the \$68.0 million in foundation funding for Central America in 2013, **less than one-fifth (19 percent) went directly to organizations based in the region** (Figure 3). The largest of these was a \$2.5 million

award from the Ford Foundation to the Panama-based Fundación Capital to integrate community practice, public policy, and private markets to help Latin America's poor access tools they need to improve livelihoods, manage risk, and build assets.

The vast majority (81 percent) of funding for Central America went to organizations based outside Central America with programs that benefit the region. Some of this funding went to other Latin America-based recipients (20 percent), particularly for research and policy on Central American and Mexican migration. For example, the John D. and Catherine T. MacArthur Foundation distributed grants to two organizations in Mexico and one organization in Argentina totaling \$1.2 million for these purposes.

Most grant dollars went to U.S.-based organizations (57 percent) carrying out work in Central America. For example, the Howard G. Buffett Foundation awarded the Maryland-based Catholic Relief Services \$5.0 million for soil fertility management programs in El Salvador.

FIGURE 3. Foundation Funding for Central America by Recipient Location, 2013



Source: Foundation Center, 2015. Based on all grants of \$10,000 or more awarded by a sample of 1,000 larger foundations.

¹Includes Argentina, Colombia, and Mexico

²Includes Canada, Denmark, England, Germany, India, Italy, Netherlands, South Africa, Spain, and Switzerland

TABLE 7. Top 21 Foundations by Giving for Central America, 2013¹

Foundation	State	Amount	No. of Grants
1. Ford Foundation	NY	\$12,413,600	57
2. Susan Thompson Buffett Foundation	NE	10,070,902	1
3. Howard G. Buffett Foundation	IL	7,633,576	3
4. Open Society Foundations	NY	3,362,073	22
5. Bill & Melinda Gates Foundation	WA	3,329,623	5
6. Summit Foundation	DC	3,316,694	34
7. Skoll Foundation	CA	2,632,626	6
8. Blue Moon Fund	VA	2,272,000	4
9. John D. and Catherine T. MacArthur Foundation	IL	2,034,000	6
10. Caterpillar Foundation	IL	1,890,044	2
11. Gordon and Betty Moore Foundation	CA	1,386,754	2
12. Alphawood Foundation	IL	1,382,969	13
13. Silicon Valley Community Foundation	CA	1,250,000	1
14. Andrew W. Mellon Foundation	NY	1,200,000	1
15. Margaret A. Cargill Foundation	MN	1,103,211	3
16. Seattle International Foundation ²	WA	1,056,513	34
17. Wege Foundation	MI	1,029,000	19
18. Cummins Foundation	IN	1,000,000	1
19. Flatley Foundation	MA	750,000	1
20. Arcus Foundation	NY	750,000	2
21. Peter Hawkins Dobberpuhl Foundation	TN	684,027	1

Source: Foundation Center, 2015. Based on all grants of \$10,000 or more awarded by a sample of 1,000 larger foundations.

¹Some grants to Central America may also benefit countries or regions outside of Central America.

²The Seattle Foundation distributes grants for Central America through the Seattle International Foundation.

TABLE 8. Top 20 Recipients of Foundation Giving for Central America, 2013¹

Recipient	Location	Amount	No. of Grants
1. Education Foundation for Reproductive Health	Colombia	\$10,070,902	1
2. Catholic Relief Services	MD	8,433,576	5
3. Fundación Capital	Panama	5,099,550	4
4. Friends of the Osa	DC	3,210,000	3
5. EARTH University Foundation	GA	2,289,025	10
6. AVINA Americas	DC	2,050,000	2
7. Water.org	MO	2,025,044	8
8. Smithsonian Institution	DC	1,592,177	4
9. VaxTrials	Panama	1,475,832	1
10. Shack/Slum Dwellers International	South Africa	1,250,000	1
11. Agros International	WA	998,027	4
12. Fundación Nacional para el Desarrollo	El Salvador	825,000	3
13. United Nations Population Fund	NY	750,300	3
14. AmeriCares	CT	750,000	1
15. Oxfam America	MA	738,211	2
16. Inter-American Development Bank	DC	719,376	1
17. Guanacaste Dry Forest Conservation Fund	PA	694,000	16
18. Sin Fronteras	Mexico	600,000	1
19. American Jewish World Service	NY	500,000	1
20. Center for Research and Higher Studies in Social Anthropology	Mexico	490,000	1

Source: Foundation Center, 2015. Based on all grants of \$10,000 or more awarded by a sample of 1,000 larger foundations.

¹Some grants to Central America may also benefit countries or regions outside of Central America.



FOUNDATION
CENTER

32 Old Slip ♦ New York, NY 10005 ♦ (800) 424-9836 ♦ foundationcenter.org